

**BRANACH**  
SAFETY. OUR WAY OF LIFE

Superior height safety systems.

# Engineered Ladder Solutions.



[branach.com.au](http://branach.com.au)

# Safety Step Platforms

The Branach Safety Step Platforms comprise the WorkMaster Step Platform and CorrosionMaster Step Platform.

The WorkMaster Step Platform is stronger than any other fibreglass ladder on the market, and features a unique strongbox construction. The CorrosionMaster is built from fibreglass and stainless steel to withstand the harsh elements.

## Features

- 1 **Front safety rail** situated at 900mm above the deck
- 2 **Lightweight and durable yet load rated to 150kgs**
- 3 **Unique construction** allows for quick action set up, **portability**, and easy store
- 4 **Larger deck** allowing greater movement
- 5 **Step plates** for added stability and purchase
- 6 **Equal step distance** to the ground, ensures safe access and egress





## Specifications



### FPL

#### WorkMaster 450mm Step Platform

Model				
<b>FPL 0.6</b>	0.60 m	0.98 m	150 kg	12.2 kg
<b>FPL 0.9</b>	0.90 m	1.10 m	150 kg	14.0 kg
<b>FPL 1.2</b>	1.20 m	1.23 m	150 kg	15.8 kg
<b>FPL 1.5</b>	1.50 m	1.35 m	150 kg	17.6 kg
<b>FPL 1.8</b>	1.80 m	1.48 m	150 kg	19.4 kg
<b>FPL 2.1</b>	2.10 m	1.60 m	150 kg	21.2 kg
<b>FPL 2.4</b>	2.40 m	1.73 m	150 kg	23.0 kg
<b>FPL 3.0</b>	3.00 m	1.98 m	150 kg	26.6 kg
<b>FPL 3.6</b>	3.60 m	2.23 m	150 kg	30.2 kg


### FPW

#### WorkMaster 550mm Step Platform

Model				
<b>FPW 0.6</b>	0.60 m	0.98 m	150 kg	13.2 kg
<b>FPW 0.9</b>	0.90 m	1.10 m	150 kg	15.1 kg
<b>FPW 1.2</b>	1.20 m	1.23 m	150 kg	17.2 kg
<b>FPW 1.5</b>	1.50 m	1.35 m	150 kg	19.3 kg
<b>FPW 1.8</b>	1.80 m	1.48 m	150 kg	21.3 kg
<b>FPW 2.1</b>	2.10 m	1.60 m	150 kg	23.4 kg
<b>FPW 2.4</b>	2.40 m	1.73 m	150 kg	25.5 kg
<b>FPW 3.0</b>	3.00 m	1.98 m	150 kg	29.5 kg
<b>FPW 3.6</b>	3.60 m	2.23 m	150 kg	33.6 kg

### FPS

#### CorrosionMaster Step Platform

Model				
<b>FPS 0.6</b>	0.60 m	0.98 m	150 kg	19.5 kg
<b>FPS 0.9</b>	0.90 m	1.10 m	150 kg	22.5 kg
<b>FPS 1.2</b>	1.20 m	1.23 m	150 kg	25.5 kg
<b>FPS 1.5</b>	1.50 m	1.35 m	150 kg	28.5 kg
<b>FPS 1.8</b>	1.80 m	1.48 m	150 kg	31.5 kg
<b>FPS 2.1</b>	2.10 m	1.60 m	150 kg	36.0 kg
<b>FPS 2.4</b>	2.40 m	1.73 m	150 kg	39.0 kg
<b>FPS 3.0</b>	3.00 m	1.98 m	150 kg	45.0 kg
<b>FPS 3.6</b>	3.60 m	2.23 m	150 kg	51.0 kg



Platform height



Front to rear spread



Maximum load rating



Weight